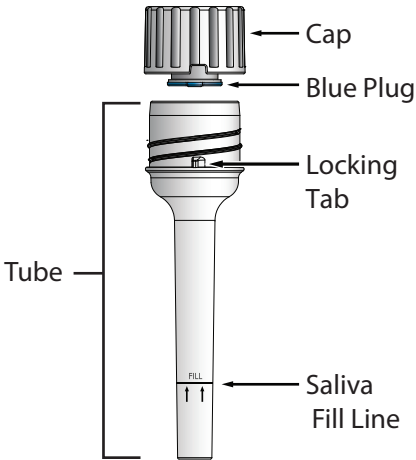


# Abogen

## AboGen S3™ Collection Device



### Summary and Explanation of kit:

The AboGen S3™ is a saliva self-collection kit that provides the materials and instructions for collecting and stabilizing saliva specimens.

### Read all instructions prior to use.

For a detailed instructional video please visit [www.abogen.com](http://www.abogen.com)

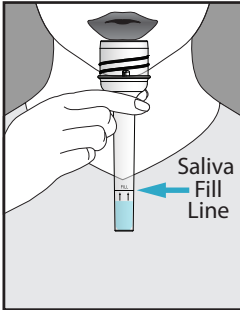
**Contents:** Kit contains preservation fluid.

### Warning and precautions:

Wash with water if preservation liquid comes into contact with eyes or skin. Do not ingest. See MSDS at [www.abogen.com](http://www.abogen.com)

**Storage:** 15° C | 30° C  
59° F | 86° F

1



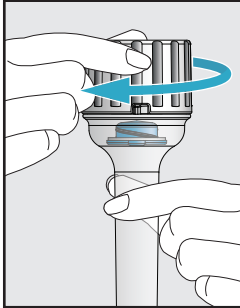
### USER INSTRUCTIONS

**Do NOT eat, drink, smoke, chew gum or brush teeth for 30 minutes before giving a saliva sample.**

- 1 Spit into the tube until the amount of liquid saliva (excluding bubbles) reaches the Saliva Fill Line.

*Most people take between 3 and 6 minutes to deliver a saliva sample.*

2

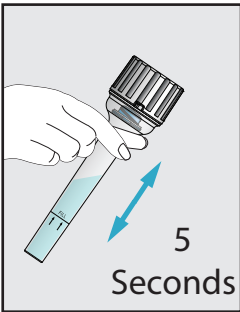


- 2 Place cap on the tube and screw on the cap.

Half way through the turning you will feel **resistance**, but keep turning, the Blue Plug will drop and the preservation solution will be released into the saliva.

Keep turning the cap until it locks in place.

3



- 3 Make sure cap is locked. Gently shake the capped tube for 5 seconds to mix the preservation solution and the saliva.

### SHIPPING INSTRUCTIONS

Insert capped tube into the shipping box.

The recyclable tray can be discarded.

Place the shipping box in the mail, postage and tracking number are on the bottom of the box.

